

季铵盐型阳离子表面活性剂与牛血清白蛋白的相互作用

谢湖均^{1,*} 刘程程¹ 孙 强¹ 顾青^{2,*} 雷群芳³
方文军^{3,*}

(¹浙江工商大学应用化学系, 杭州 310018; ²浙江工商大学食品与生物工程学院, 杭州 310018;

³浙江大学化学系, 杭州 310028)

The Interactions between Quaternary Ammonium Cationic Surfactants and Bovine Serum Albumin

XIE Hu-Jun^{1,*} LIU Cheng-Cheng¹ SUN Qiang¹ GU Qing^{2,*}
LEI Qun-Fang³ FANG Wen-Jun^{3,*}

(¹Department of Applied Chemistry, Zhejiang Gongshang University, Hangzhou 310018, P. R. China;

²School of Food Science and Biotechnology, Zhejiang Gongshang University, Hangzhou 310018, P. R. China;

³Department of Chemistry, Zhejiang University, Hangzhou 310028, P. R. China)

*Corresponding authors. XIE Hu-Jun, Email: hujunxie@gmail.com; Tel: +86-571-28008974.

FANG Wen-Jun, Email: fwjun@zju.edu.cn.

GU Qing, Email: guqing2002@hotmail.com..

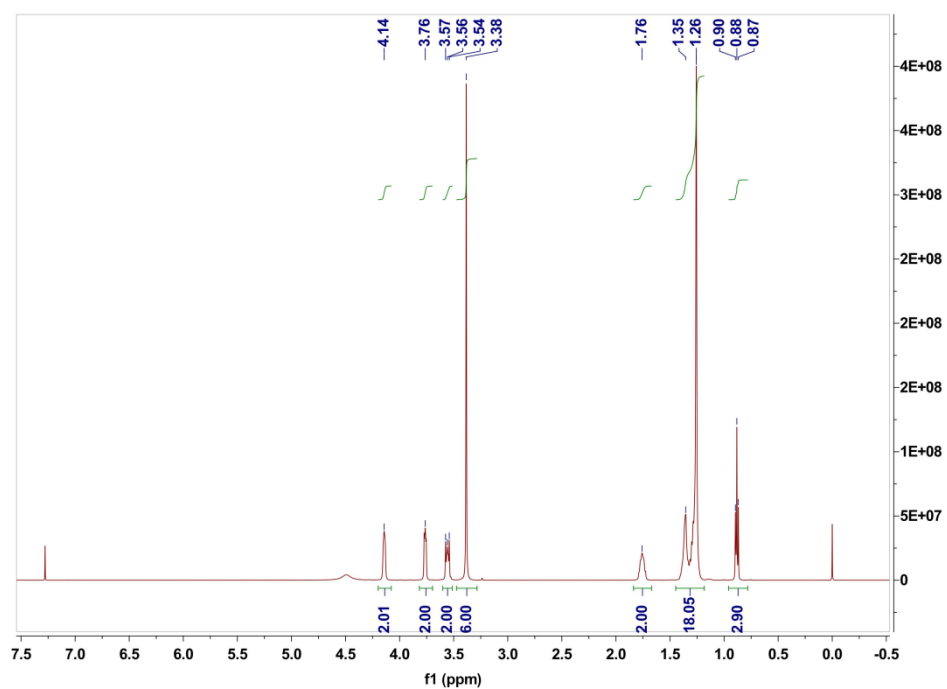
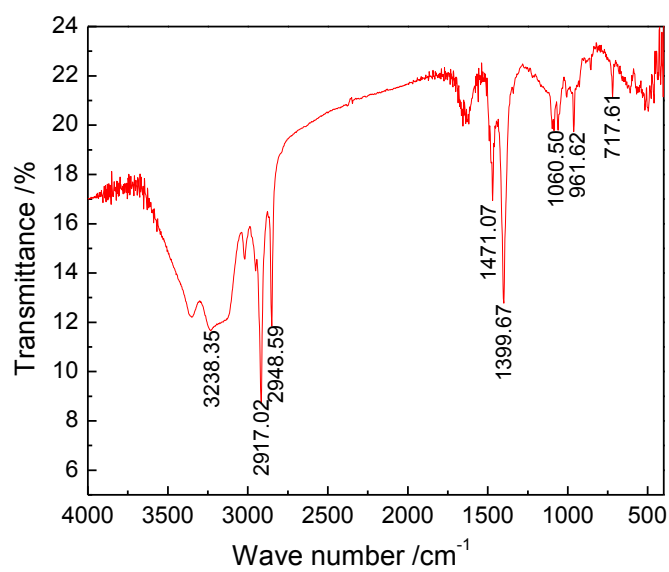


Fig.S1 Infrared and NMR spectra of DHDAB

Table S1 Elemental analysis (%) of DHDAB

	N	C	H
theoretical value	4.14	56.80	10.72
actual value	4.15	56.73	10.77

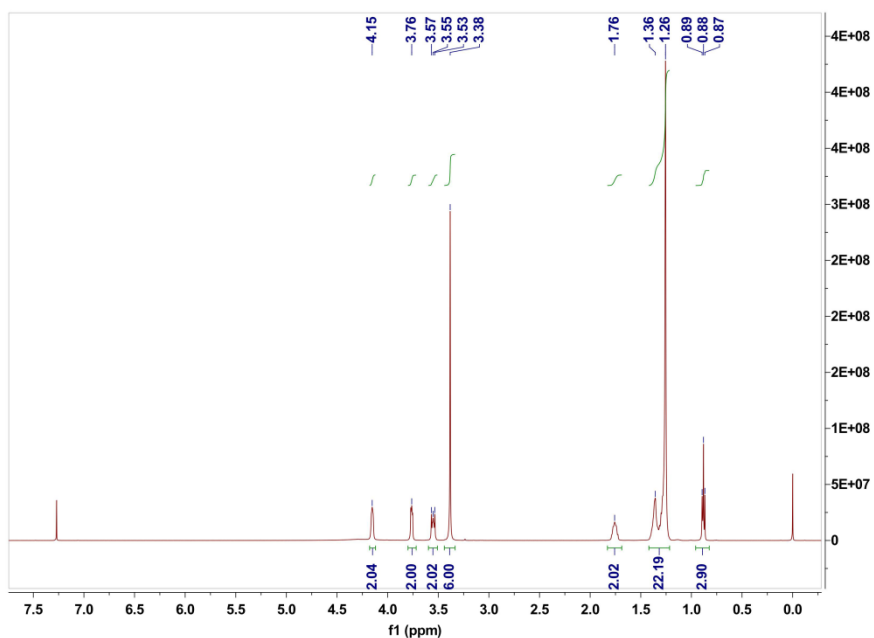
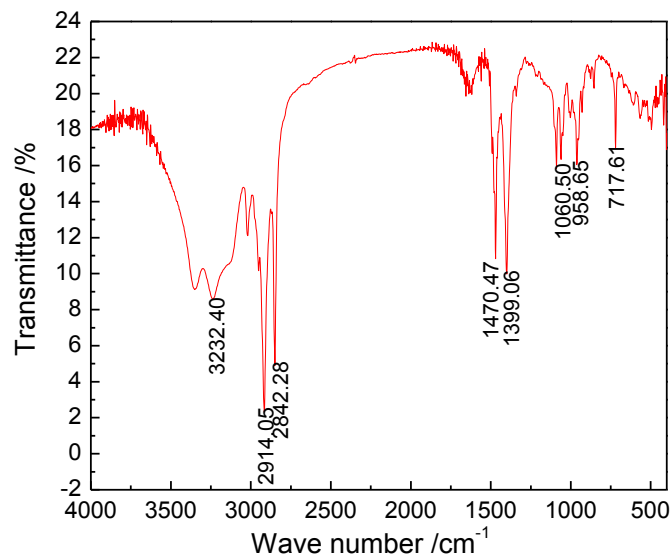


Fig.S2 Infrared and NMR spectra of THDAB

Table S2 Elemental analysis (%) of THDAB

	N	C	H
theoretical value	3.82	59.00	11.00
actual value	3.85	59.24	11.13

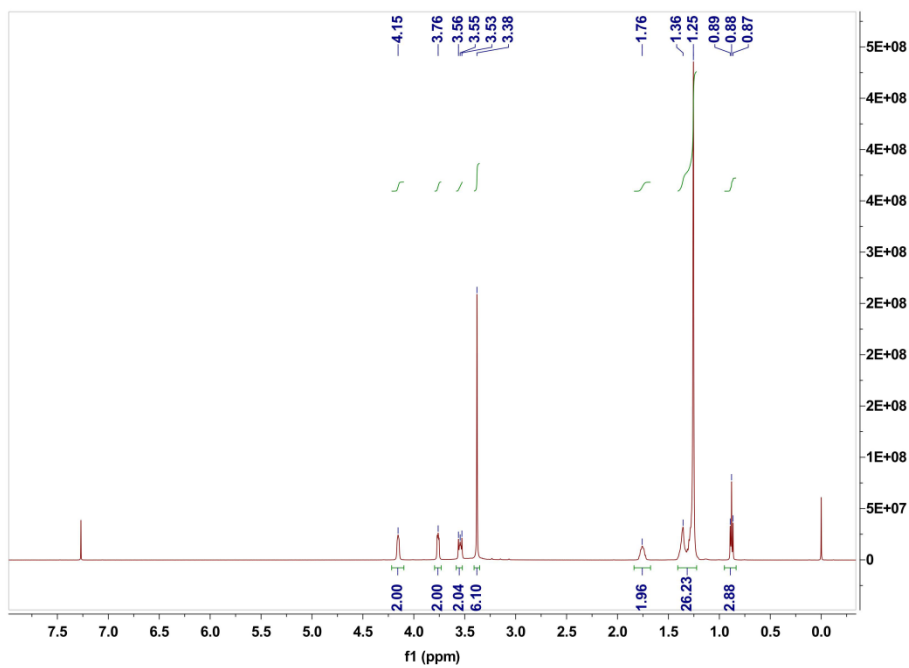
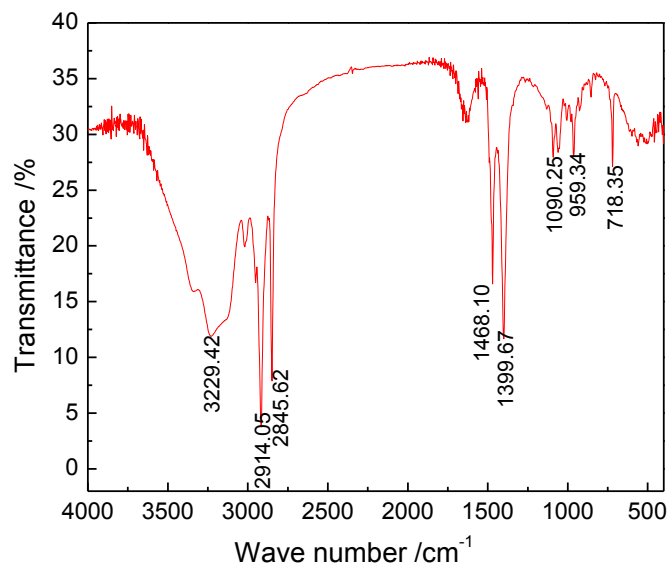


Fig.S3 Infrared and NMR spectra of CHDAB

Table S3 Elemental analysis (%) of CHDAB

	N	C	H
theoretical value	3.55	60.90	11.24
actual value	3.51	61.03	11.55

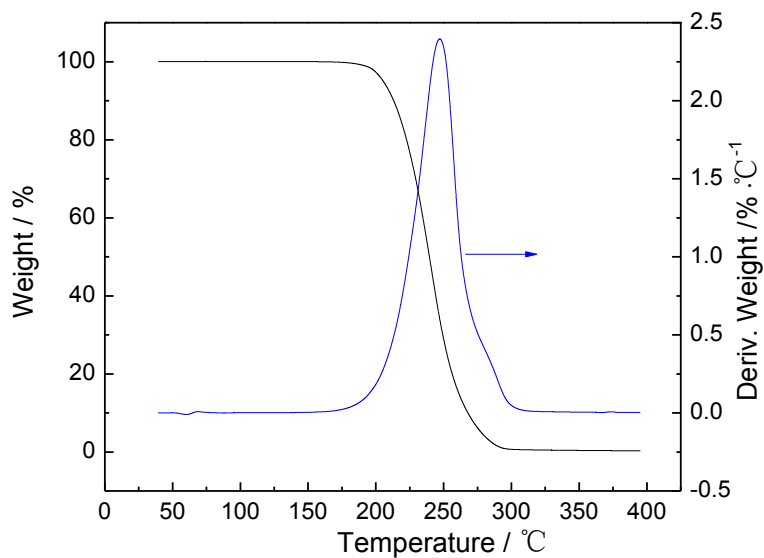


Fig.S4 TG-DTG curves of DHDAB ·

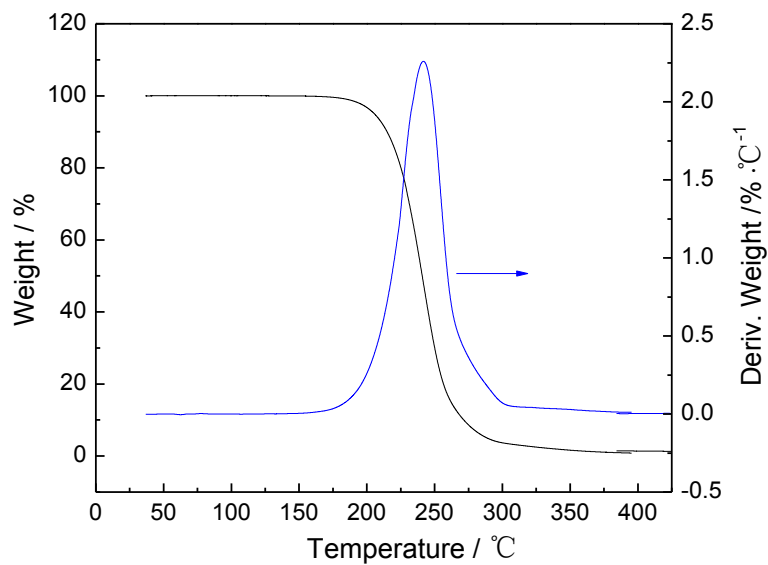


Fig.S5 TG-DTG curves of THDAB

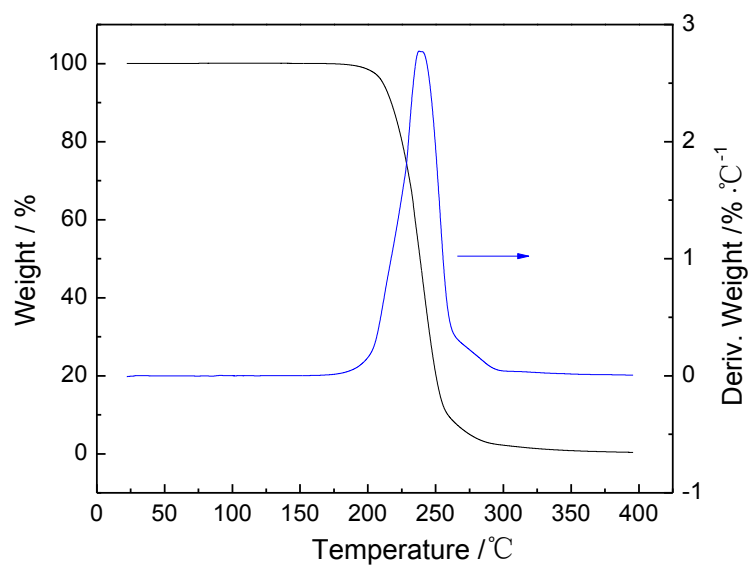


Fig.S6 TG-DTG curves of CHDAB