

碳布负载的缺氧型 $\text{Na}_2\text{Ti}_3\text{O}_7$ 纳米带阵列作为高性能柔性钠离子电池 负极材料

张熙悦¹, 黄雅兰^{1,3}, 吴树炜², 曾银香¹, 于明浩¹, 程发良³, 卢锡洪^{1,2,*}, 童叶翔^{1,*}

¹ 中山大学化学学院生物无机和合成化学重点实验室, 广州 510275

² 南开大学高级能源材料化学(教育部)重点实验室, 天津 300071

³ 东莞科技大学广东省先进纳米材料技术研究中心, 广东 东莞 523808

Engineering Oxygen-Defect $\text{Na}_2\text{Ti}_3\text{O}_7$ Nanobelts Arrays on Carbon Cloth as Flexible and Advanced Anode for Sodium-Ion Battery

ZHANG Xiyue¹, HUANG Yalan^{1,3}, WU Shuwei², ZENG Yinxiang¹, YU Minghao¹,
CHENG Faliang³, LU Xihong^{1,2,*}, TONG Yexiang

¹ MOE of the Key Laboratory of Bioinorganic and Synthetic Chemistry, School of Chemistry, Sun Yat-Sen University, Guangzhou 510275, P. R. China.

² Key Laboratory of Advanced Energy Materials Chemistry (Ministry of Education), Nankai University, Tianjin 300071, P. R. China.

³ Guangdong Engineering and Technology Research Centre for Advanced Nanomaterials, Dongguan University of Technology, Dongguan 523808, Guangdong Province, P. R. China.

*Corresponding authors. Email: luxh6@mail.sysu.edu.cn (L. X.); chedhx@mail.sysu.edu.cn (T. Y)




Fig. S1 (a), (b) Low-magnification SEM image of the as-prepared NTO/CC sample. (c) High-magnification SEM image of NTO/CC.

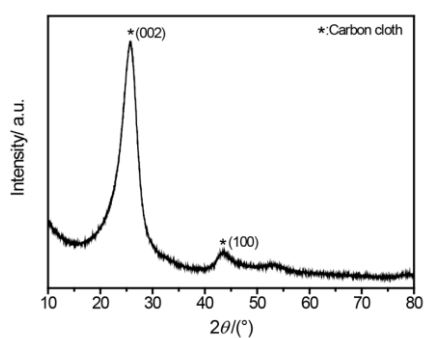


Fig. S2 XRD pattern of bare carbon cloth.

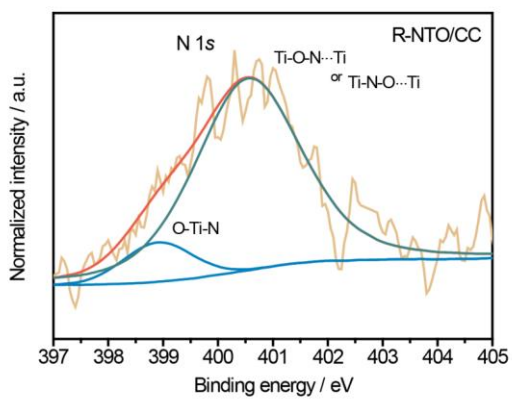


Fig. S3 Core level N 1s spectrum of the R-NTO/CC sample.

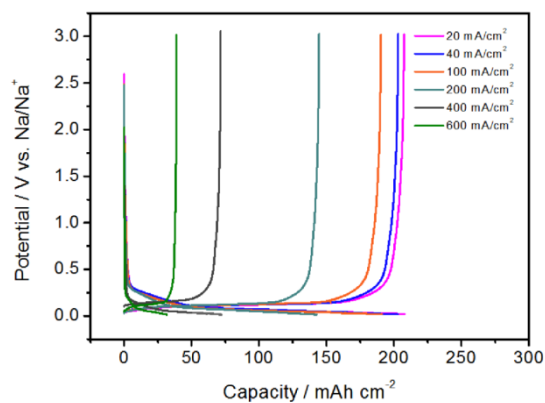


Fig. S4 Charge/discharge curves of R-NTO/CCs obtained at different current densities.

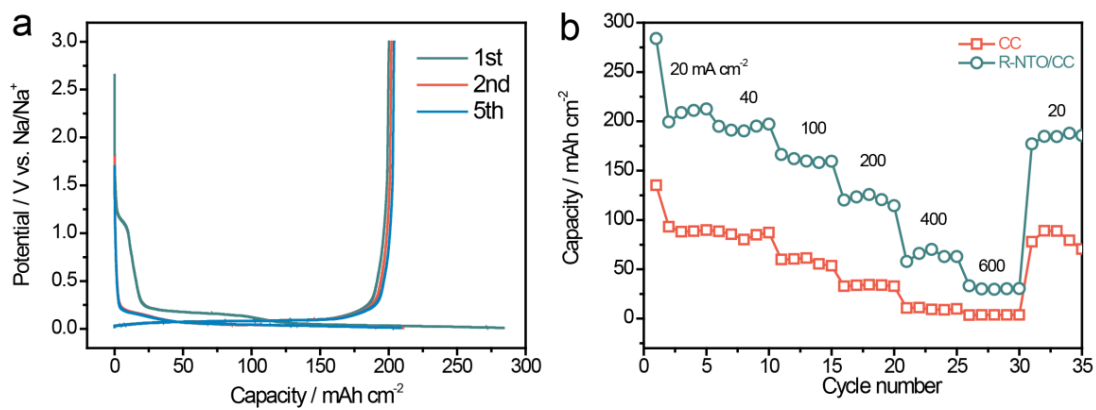


Fig. S5 (a) Charge/discharge curves of R-NTO/CC obtained at 20 mA cm^{-2} . (b) Rate capacity of CC and R-NTO/CC.

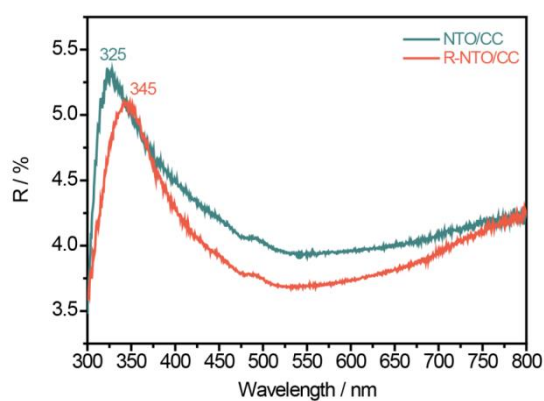


Fig. S6 Diffuse reflectance UV-visible spectra (DRS) of NTO/CC.