

环糊精与表面活性剂主客体作用诱导的金纳米棒可控自组装

肖军燕^{1,2}, 齐利民^{1,*}

¹ 北京大学化学与分子工程学院, 北京分子科学国家研究中心, 北京 100871

² 中国工程物理研究院科技信息中心, 四川 绵阳 621900

Controllable Self-Assembly of Gold Nanorods via Host-Guest Interaction between Cyclodextrins and Surfactants

Junyan Xiao^{1,2}, Limin Qi^{1,*}

¹ Beijing National Laboratory for Molecular Sciences, College of Chemistry and Molecular Engineering, Peking University, Beijing 100871, P. R. China.

² Science and Technology Information Center, China Academy of Engineering Physics, Mianyang 621900, Sichuan Province, P. R. China.

*Corresponding author. Email: liminqi@pku.edu.cn; Tel.: +86-10-62751722.

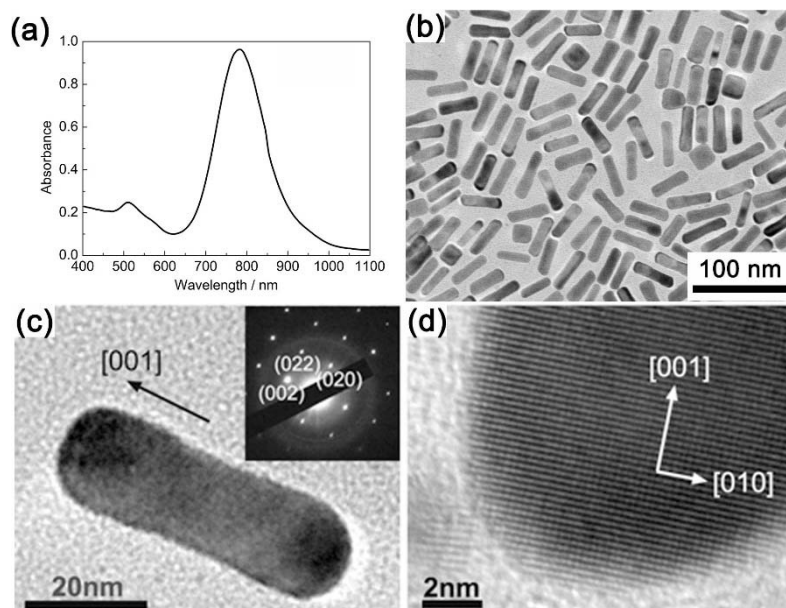


图 S1 金纳米棒的(a)吸收光谱, (b, c) TEM 照片, (d) HRTEM 照片。c 的内插图为相应的电子衍射图案

Fig. S1 Absorption spectrum (a), TEM image (b,c), and HRTEM image (d) of GNRs.

Inset shows the related selected-area electron diffraction pattern.

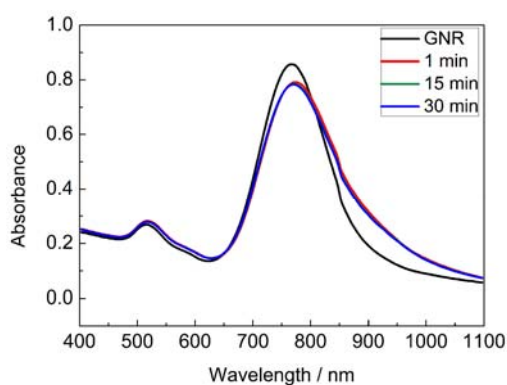


图 S2 高浓度 CTAB 存在下 1.05 mM α -CD 诱导 GNRs 组装的吸收光谱。图中曲线分别对应于原始 GNRs 分散液, 加入 α -CD 搅拌 1 min, 以及继续加入 CTAB 搅拌 10 min 后再分别静置 15 min、30 min 的样品

Fig. S2 Absorption spectra of GNRs after addition 1.05 mM α -CD in the presence of a high concentration of CTAB.

(a) without α -CD, (b) addition of α -CD followed by 1 min of stirring, (c) 15 min and (d) 30 min after addition of α -CD and subsequent 10 min of stirring.

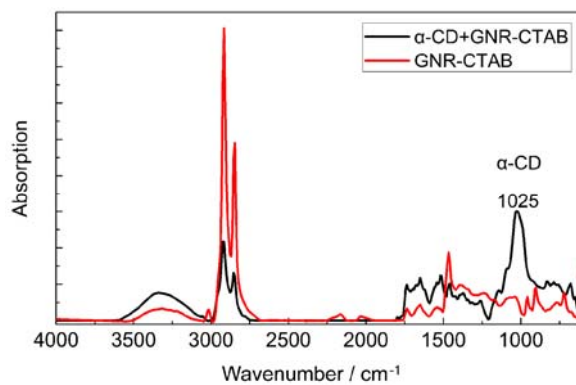


图 S3 原始 GNRs 和 α -CD 诱导组装的 GNRs 的 IR 谱图

Fig. S3 IR spectra of CTAB-stabilized GNRs with and without addition of α -CD.