

基于微流控技术平台的 Pt 基三元电催化剂高通量合成和筛选

胡洋¹, 刘斌², 徐路遥³, 董自强⁴, 仵亚婷¹, 刘杰^{2,*}, 钟澄^{2,5,6,*}, 胡文彬^{2,5,6,*}

¹上海交通大学材料科学与工程学院, 金属基复合材料国家重点实验室, 上海 200240

²天津大学材料科学与工程学院, 先进陶瓷与加工技术教育部重点实验室, 天津 300072

³深圳市中物科技有限公司, 广东 深圳 518052

⁴上海大学材料基因组研究所, 上海 200444

⁵天津大学材料科学与工程学院, 天津市复合与功能材料重点实验室, 天津 300072

⁶天津大学-新加坡国立大学福州联合学院, 天津大学国际校区, 福州 350207

High-Throughput Synthesis and Screening of Pt-Based Ternary Electrocatalysts Using a Microfluidic-Based Platform

Yang Hu ¹, Bin Liu ², Luyao Xu ³, Ziqiang Dong ⁴, Yating Wu ¹, Jie Liu ^{2,*}, Cheng Zhong ^{2,5,6,*}, Wenbin Hu ^{2,5,6,*}

¹ State Key Laboratory of Metal Matrix Composites, School of Materials Science and Engineering, Shanghai Jiao Tong University, Shanghai 200240, China.

² Key Laboratory of Advanced Ceramics and Machining Technology (Ministry of Education), School of Materials Science and Engineering, Tianjin University, Tianjin 300072, China.

³ Shenzhen Zhongwu Technology Co., Ltd, Shenzhen 518052, Guangdong Province, China.

⁴ Materials Genome Institute, Shanghai University, Shanghai 200444, China.

⁵ Tianjin Key Laboratory of Composite and Functional Materials, School of Materials Science and Engineering, Tianjin University, Tianjin 300072, China.

⁶ Joint School of National University of Singapore and Tianjin University, International Campus of Tianjin University, Fuzhou 350207, China.

*Corresponding authors. Emails: jieliu0109@tju.edu.cn (J.L.); cheng.zhong@tju.edu.cn (C.Z.); wbhu@tju.edu.cn (W.H.).

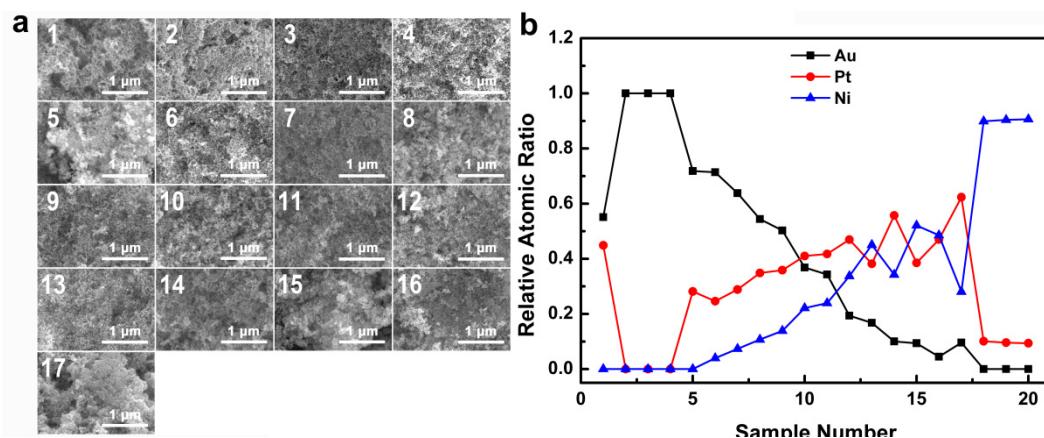


Fig. S1 (a) SEM images of Pt-based ternary electrocatalysts for AuPtNi prepared by high-throughput method; (b) the relative atomic ratios of Au, Pt and Ni elements of the obtained Pt-based ternary electrocatalysts as the function of sample number.

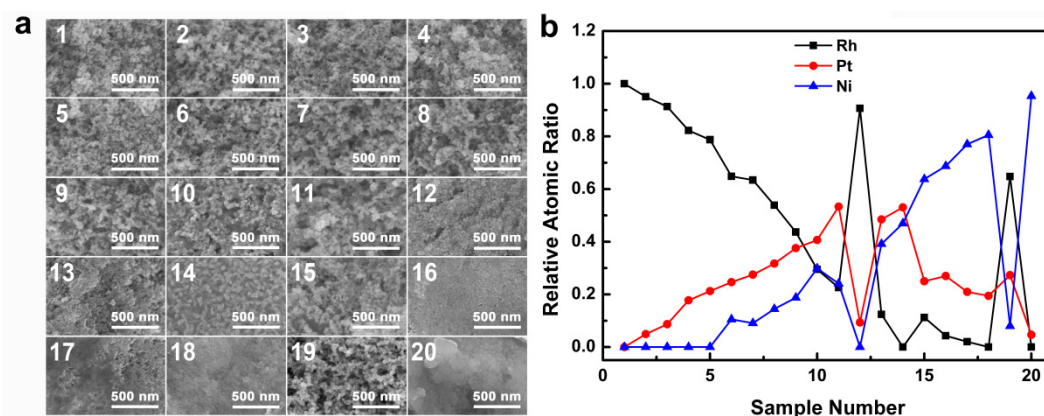


Fig. S2 (a) SEM images of Pt-based ternary electrocatalysts for RhPtNi prepared by high-throughput method; (b) the relative atomic ratios of Rh, Pt and Ni elements of the obtained Pt-based ternary electrocatalysts as the function of sample number.

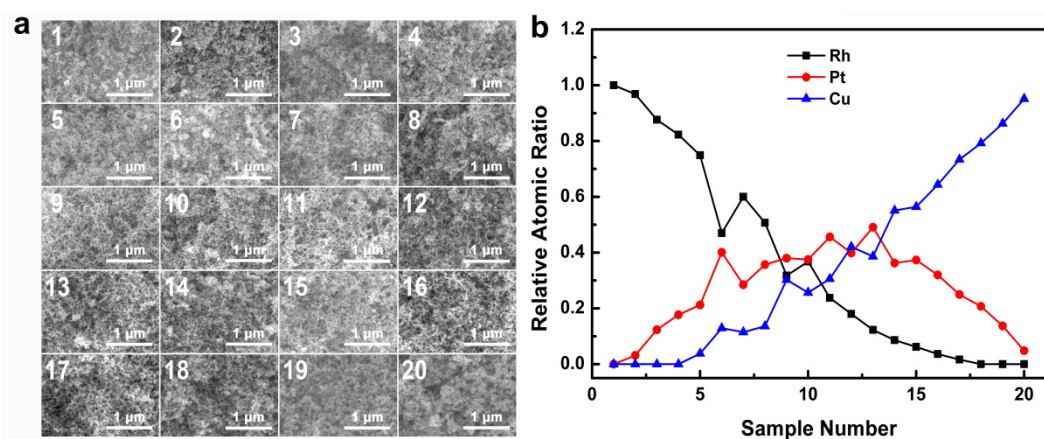


Fig. S3 (a) SEM images of Pt-based ternary electrocatalysts for RhPtCu prepared by high-throughput method; (b) the relative atomic ratios of Rh, Pt and Cu elements of the obtained Pt-based ternary electrocatalysts as the function of sample number.

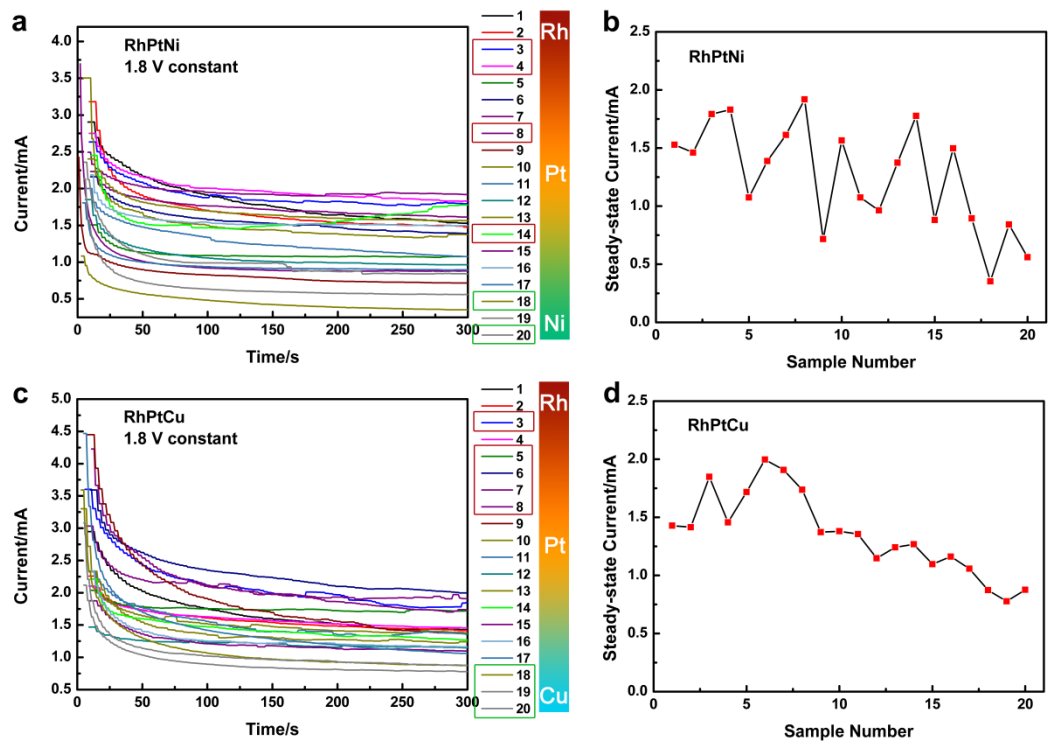


Fig. S4 (a, c) Chronoamperometric curves of Pt-based ternary electrocatalysts of RhPtNi and RhPtCu for OER in 1 mol·L⁻¹ NaOH solution at 1.8 V for 300 s, respectively; (b, d) the corresponding steady-state currents of Pt-based ternary electrocatalysts of RhPtNi and RhPtCu as the functions of the sample number, separately.